

Eigenmath Manual

9634295@gmail.com

Contents

1	Introduction	5
2	Syntax	6
3	Symbols	8
4	Function definitions	10
5	Arithmetic	11
6	Complex numbers	12
7	Draw	13
8	Linear algebra	16
9	Component arithmetic	17
10	Quantum computing	18
11	Derivative	21
12	Template functions	22
13	Laplacian	23
14	Integral	24
15	Arc length	25
16	Line integral	26
17	Surface area	28
18	Surface integral	29
19	Green's theorem	30
20	Stokes's theorem	32
21	Feature index	33
22	Tricks	53

BSD 2-Clause License

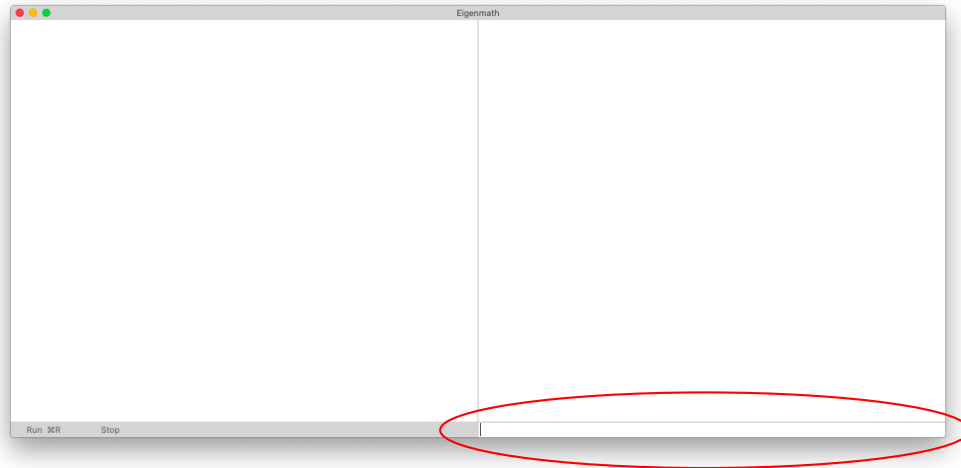
Copyright (c) 2024, George Weigt
All rights reserved.

Redistribution and use in source and binary forms, with or without modification, are permitted provided that the following conditions are met:

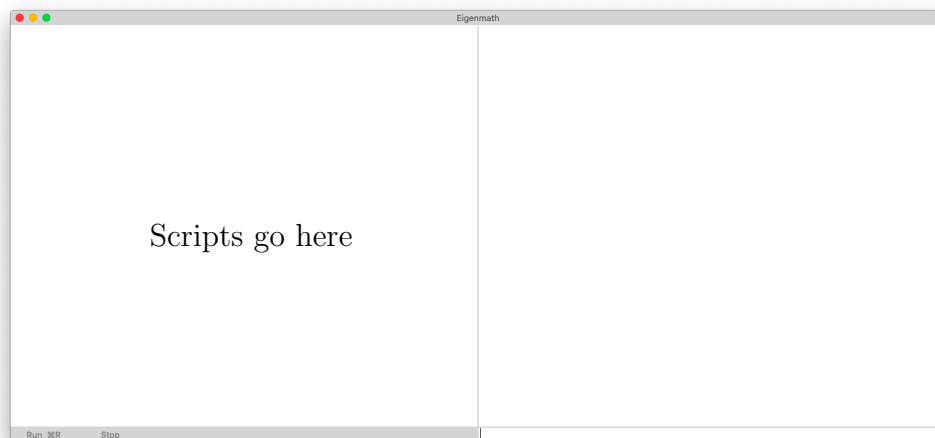
1. Redistributions of source code must retain the above copyright notice, this list of conditions and the following disclaimer.
2. Redistributions in binary form must reproduce the above copyright notice, this list of conditions and the following disclaimer in the documentation and/or other materials provided with the distribution.

THIS SOFTWARE IS PROVIDED BY THE COPYRIGHT HOLDERS AND CONTRIBUTORS "AS IS" AND ANY EXPRESS OR IMPLIED WARRANTIES, INCLUDING, BUT NOT LIMITED TO, THE IMPLIED WARRANTIES OF MERCHANTABILITY AND FITNESS FOR A PARTICULAR PURPOSE ARE DISCLAIMED. IN NO EVENT SHALL THE COPYRIGHT HOLDER OR CONTRIBUTORS BE LIABLE FOR ANY DIRECT, INDIRECT, INCIDENTAL, SPECIAL, EXEMPLARY, OR CONSEQUENTIAL DAMAGES (INCLUDING, BUT NOT LIMITED TO, PROCUREMENT OF SUBSTITUTE GOODS OR SERVICES; LOSS OF USE, DATA, OR PROFITS; OR BUSINESS INTERRUPTION) HOWEVER CAUSED AND ON ANY THEORY OF LIABILITY, WHETHER IN CONTRACT, STRICT LIABILITY, OR TORT (INCLUDING NEGLIGENCE OR OTHERWISE) ARISING IN ANY WAY OUT OF THE USE OF THIS SOFTWARE, EVEN IF ADVISED OF THE POSSIBILITY OF SUCH DAMAGE.

Commands are entered in the following field.



Multiple commands can be put together in a script. Scripts are run by clicking the Run button.



After a script runs, all of the results are available in command mode.

Note: Eigenmath expects Times New Roman and Times New Roman Italic fonts to be the standard macOS fonts that include special symbols and Greek letters. See the following link for correcting font problems.

support.apple.com/guide/font-book/restore-fonts-that-came-with-your-mac-fb34862/mac

1 Introduction

In the following examples, user input is shown in blue. Results are shown in black.

Example 1. Compute 212^{17} .

```
212^17
```

```
3529471145760275132301897342055866171392
```

Example 2. Compute 212^{17} and save as N , then show the value of N .

```
N = 212^17
```

```
N
```

```
N = 3529471145760275132301897342055866171392
```

Example 3. Compute the 17th root of N .

```
N^(1/17)
```

```
212
```

2 Syntax

<i>Math</i>	<i>Eigenmath</i>	<i>Comment</i>
$a = b$	<code>a == b</code>	<i>test for equality</i>
$-a$	<code>-a</code>	<i>negation</i>
$a + b$	<code>a+b</code>	<i>addition</i>
$a - b$	<code>a-b</code>	<i>subtraction</i>
ab	<code>a b</code>	<i>multiplication, also $a*b$</i>
$\frac{a}{b}$	<code>a/b</code>	<i>division</i>
$\frac{a}{bc}$	<code>a/b/c</code>	<i>division is left-associative</i>
a^2	<code>a^2</code>	<i>power</i>
\sqrt{a}	<code>sqrt(a)</code>	<i>square root, also $a^{(1/2)}$</i>
$a(b + c)$	<code>a (b+c)</code>	<i>space is required</i>
$f(a)$	<code>f(a)</code>	<i>function</i>
$\begin{pmatrix} a \\ b \\ c \end{pmatrix}$	<code>(a,b,c)</code>	<i>vector</i>
$\begin{pmatrix} a & b \\ c & d \end{pmatrix}$	<code>((a,b),(c,d))</code>	<i>matrix</i>
F^1_2	<code>F[1,2]</code>	<i>tensor component access</i>
	<code>"hello, world"</code>	<i>string literal</i>
π	<code>pi</code>	
e	<code>exp(1)</code>	<i>natural number</i>

Arithmetic operators have the expected precedence of multiplication and division before addition and subtraction. Subexpressions in parentheses have highest precedence.

Parentheses are required around negative exponents. For example,

$10^{(-3)}$

instead of

10^{-3}

The reason for this is that the binding of the negative sign is not always obvious. For example, consider

$x^{-1/2}$

It is not clear whether the exponent should be -1 or $-1/2$. Hence the following syntax is required.

$x^{(-1/2)}$

In general, parentheses are always required when the exponent is an expression. For example, $x^{1/2}$ is evaluated as $(x^1)/2$ which is probably not the desired result.

$x^{1/2}$

$\frac{1}{2}x$

Using $x^{(1/2)}$ yields the desired result.

$x^{(1/2)}$

$x^{1/2}$

3 Symbols

Symbols are defined with an equals sign.

```
N = 212^17
```

No result is printed when a symbol is defined. To see the value of a symbol, just evaluate it.

```
N
```

```
N = 3529471145760275132301897342055866171392
```

Symbols can have more than one letter. Everything after the first letter is displayed as a subscript.

```
NA = 6.02214 10^23
```

```
NA
```

```
NA = 6.02214 × 1023
```

A symbol can be the name of a Greek letter.

```
xi = 1/2
```

```
xi
```

```
ξ = ½
```

Greek letters can appear in subscripts.

```
Amu = 2.0
```

```
Amu
```

```
Aμ = 2.0
```

The following example shows how a symbol is scanned to find Greek letters.

```
alphamunu = 1
```

```
alphamunu
```

```
αμν = 1
```

Symbol definitions are evaluated serially until a terminal symbol is reached. The following example sets $A = B$ followed by $B = C$. Then when A is evaluated, the result is C .

```
A = B
```

```
B = C
```

```
A
```


$A = C$

Although $A = C$ is printed, inside the program the binding of A is still B , as can be seen with the `binding` function.

```
binding(A)
```

B

The `quote` function returns its argument unevaluated and can be used to clear a symbol. The following example clears A so that its evaluation goes back to being A instead of C .

```
A = quote(A)
```

```
A
```

A

4 Function definitions

The syntax for defining functions is

$$\textit{function-name} (\textit{arg-list}) = \textit{expr}$$

where *arg-list* is a comma separated list of zero to nine symbols that receive arguments. Unlike symbol definitions, *expr* is not evaluated when *function-name* is defined. Instead, *expr* is evaluated when *function-name* is used in a subsequent computation. The scope of function arguments is the function definition *expr*.

Function definitions cannot be nested. In other words, function definition *expr* cannot contain another function definition.

The following example defines a sinc function and evaluates it at $\pi/2$.

```
f(x) = sin(x)/x
f(pi/2)
```

$$\frac{2}{\pi}$$

After a user function is defined, *expr* can be recalled using the `binding` function.

```
binding(f)
```

$$\frac{\sin(x)}{x}$$

To define a local symbol for use inside *expr*, extend the argument list. In the following example, argument *y* is used as a local symbol. Note that function *L* is called without supplying an argument for *y*.

```
L(f,n,y) = eval(exp(y) / n! d(exp(-y) y^n, y, n), y, f)
L(cos(x),2)
```

$$\frac{1}{2} \cos(x)^2 - 2 \cos(x) + 1$$

Sometimes it is necessary to evaluate an argument at a particular value. Use `eval` to evaluate function arguments inside *expr*.

```
h(f,x,a) = abs(eval(f,x,a))
h(cos(y),y,0)
```

1

5 Arithmetic

Big integer arithmetic is used so that numerical values can exceed machine size.

```
2^64
```

```
18446744073709551616
```

```
212^17
```

```
3529471145760275132301897342055866171392
```

Rational number arithmetic is used by default.

```
1/2 + 1/3
```

```
 $\frac{5}{6}$ 
```

Floating point arithmetic can also be used.

```
1/2 + 1/3.0
```

```
0.833333
```

An integer or rational number result can be converted to a floating point value by entering `float`.

```
212^17
```

```
3529471145760275132301897342055866171392
```

```
float
```

```
 $3.52947 \times 10^{39}$ 
```

The following example shows how to enter a floating point value using scientific notation.

```
epsilon = 1.0 10^(-6)
```

```
epsilon
```

```
 $\varepsilon = 1.0 \times 10^{-6}$ 
```

6 Complex numbers

Symbol `i` is initialized to $\sqrt{-1}$.

Complex quantities can be entered in either rectangular or polar form.

```
a + i b
```

$$a + ib$$

```
exp(1/3 i pi)
```

$$\exp\left(\frac{1}{3}i\pi\right)$$

Converting a complex number to rectangular or polar coordinates causes simplification of mixed forms.

```
A = 1 + i
```

```
B = sqrt(2) exp(1/4 i pi)
```

```
A - B
```

$$1 + i - 2^{1/2} \exp\left(\frac{1}{4}i\pi\right)$$

```
rect(last)
```

```
0
```

Rectangular complex quantities, when raised to a power, are multiplied out.

```
(a + i b)^2
```

$$a^2 - b^2 + 2iab$$

When a and b are numerical and the power is negative, the evaluation is done as follows.

$$(a + ib)^{-n} = \left(\frac{a - ib}{(a + ib)(a - ib)}\right)^n = \left(\frac{a - ib}{a^2 + b^2}\right)^n$$

Here are a few examples.

```
1/(2 - i)
```

$$\frac{2}{5} + \frac{1}{5}i$$

```
(-1 + 3 i)/(2 - i)
```

$$-1 + i$$

The absolute value of a complex number returns its magnitude.

```
abs(3 + 4 i)
```

```
5
```

The imaginary unit can be changed from i to j by defining $j = \sqrt{-1}$.

```
j = sqrt(-1)
```

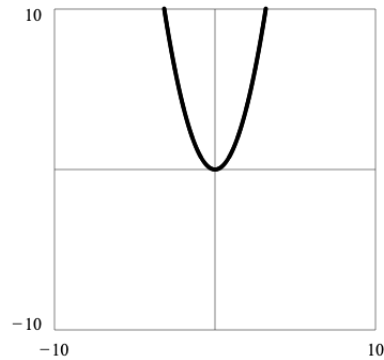
```
sqrt(-4)
```

```
2j
```

7 Draw

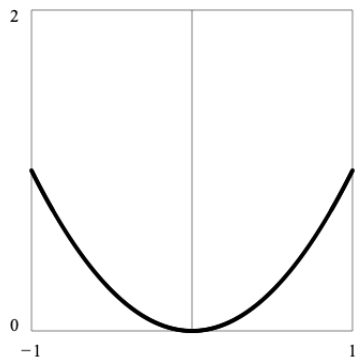
`draw(f,x)` draws a graph of function f of x .

```
draw(x^2,x)
```



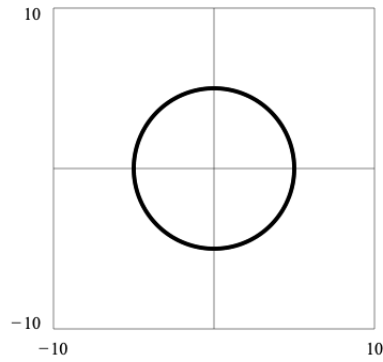
The vectors `xrange` and `yrange` control the scale of the graph.

```
xrange = (-1,1)
yrange = (0,2)
draw(x^2)
```



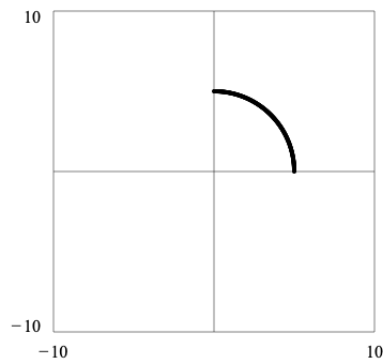
Parametric drawing occurs when a function returns a vector. The vector `trange` controls the parametric range. The default is `trange=(-pi,pi)`. In the following example, `draw` varies `theta` over the default range $-\pi$ to $+\pi$.

```
xrange = (-10,10)
yrange = (-10,10)
f = 5 (cos(theta),sin(theta))
draw(f,theta)
```



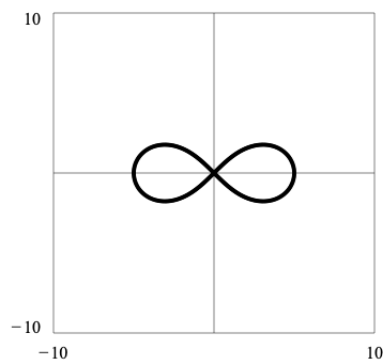
In the following example, `trange` is reduced to draw a quarter circle instead of a full circle.

```
trange = (0,pi/2)
f = 5 (cos(theta),sin(theta))
draw(f,theta)
```



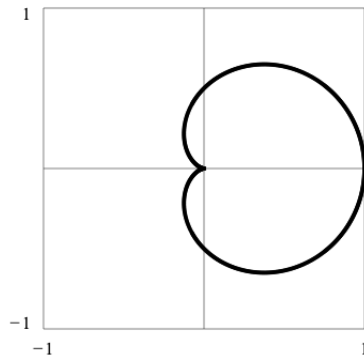
Draw a lemniscate.

```
trange = (-pi,pi)
X = cos(t) / (1 + sin(t)^2)
Y = sin(t) cos(t) / (1 + sin(t)^2)
f = 5 (X,Y)
draw(f,t)
```



Draw a cardioid.

```
r = (1 + cos(t)) / 2  
u = (cos(t), sin(t))  
f = r u  
xrange = (-1,1)  
yrange = (-1,1)  
trange = (0,2pi)  
draw(f,t)
```



8 Linear algebra

`dot(a,b,...)` returns the inner product of vectors, matrices, and higher rank tensors. Also known as the matrix product. Arguments are evaluated from right to left for maximum efficiency when the rightmost argument is a vector.

Example 1. Compute the product AX for

$$A = \begin{pmatrix} a_{11} & a_{12} \\ a_{21} & a_{22} \end{pmatrix}, \quad X = \begin{pmatrix} x_1 \\ x_2 \end{pmatrix}$$

```
A = ((a11,a12),(a21,a22))  
X = (x1,x2)  
dot(A,X)
```

$$\begin{bmatrix} a_{11}x_1 + a_{12}x_2 \\ a_{21}x_1 + a_{22}x_2 \end{bmatrix}$$

Example 2. Solve for vector X in $AX = B$.

```
A = ((3,7),(1,-9))  
B = (16,-22)  
X = dot(inv(A),B)  
X
```

$$X = \begin{bmatrix} -\frac{5}{17} \\ \frac{41}{17} \end{bmatrix}$$

Example 3. Show that

$$A^{-1} = \frac{\text{adj } A}{\det A}$$

```
A = ((a,b),(c,d))  
inv(A) == adj(A) / det(A)
```

1

9 Component arithmetic

Tensor plus scalar adds scalar to each tensor component.

$$A = ((a, b), (c, d))$$

$$A + 10$$

$$\begin{bmatrix} a + 10 & b + 10 \\ c + 10 & d + 10 \end{bmatrix}$$

The product of two tensors is the Hadamard (element-wise) product.

$$A = ((a, b), (c, d))$$

$$A A$$

$$\begin{bmatrix} a^2 & b^2 \\ c^2 & d^2 \end{bmatrix}$$

Tensor raised to a power raises each component to the power.

$$A = ((a, b), (c, d))$$

$$A^2$$

$$\begin{bmatrix} a^2 & b^2 \\ c^2 & d^2 \end{bmatrix}$$

10 Quantum computing

A quantum computer can be simulated by applying rotations to a unit vector $u \in \mathbb{C}^{2^n}$ where \mathbb{C} is the set of complex numbers and n is the number of qubits. The dimension is 2^n because a register with n qubits has 2^n eigenstates. (Recall that an eigenstate is the output of a quantum computer.) Quantum operations are “rotations” because they preserve $|u| = 1$. Mathematically, a rotation of u is equivalent to the product Ru where R is a $2^n \times 2^n$ matrix.

Eigenstates $|j\rangle$ are represented by the following vectors. (Each vector has 2^n elements.)

$$\begin{aligned}|0\rangle &= (1, 0, 0, \dots, 0) \\ |1\rangle &= (0, 1, 0, \dots, 0) \\ |2\rangle &= (0, 0, 1, \dots, 0) \\ &\vdots \\ |2^n - 1\rangle &= (0, 0, 0, \dots, 1)\end{aligned}$$

A quantum computer algorithm is a sequence of rotations applied to the initial state $|0\rangle$. (The sequence could be combined into a single rotation by associativity of matrix multiplication.) Let ψ_f be the final state of the quantum computer after all the rotations have been applied. Like any other state, ψ_f is a linear combination of eigenstates.

$$\psi_f = \sum_{j=0}^{2^n-1} c_j |j\rangle, \quad c_j \in \mathbb{C}, \quad |\psi_f| = 1$$

The last step is to measure ψ_f and get a result. Measurement rotates ψ_f to an eigenstate $|j\rangle$. The measurement result is $|j\rangle$. The probability P_j of getting a specific result $|j\rangle$ is

$$P_j = |c_j|^2 = c_j c_j^*$$

Note that if ψ_f is already an eigenstate then no rotation occurs. (The probability of observing a different eigenstate is zero.) Since the measurement result is always an eigenstate, the coefficients c_j cannot be observed. However, the same calculation can be run multiple times to obtain a probability distribution of results. The probability distribution is an estimate of $|c_j|^2$ for each $|j\rangle$ in ψ_f .

Unlike a real quantum computer, in a simulation the final state ψ_f , or any other state, is available for inspection. Hence there is no need to simulate the measurement process. The probability distribution of the result can be computed directly as

$$P = \psi_f \psi_f^*$$

where $\psi_f \psi_f^*$ is the Hadamard (element-wise) product of vector ψ_f and its complex conjugate. Result P is a vector such that P_j is the probability of eigenstate $|j\rangle$ and

$$\sum_{j=0}^{2^n-1} P_j = 1$$

Note: Eigenmath index numbering begins with 1 hence P[1] is the probability of $|0\rangle$, P[2] is the probability of $|1\rangle$, etc.

The Eigenmath function `rotate(u, s, k, ...)` rotates vector u and returns the result. Vector u is required to have 2^n elements where n is an integer from 1 to 15. Arguments s, k, \dots are a sequence of rotation codes where s is an upper case letter and k is a qubit number from 0 to $n - 1$. Rotations are evaluated from left to right. The available rotation codes are

C, k	Control prefix
H, k	Hadamard
P, k, ϕ	Phase modifier (use $\phi = \frac{1}{4}\pi$ for T rotation)
Q, k	Quantum Fourier transform
V, k	Inverse quantum Fourier transform
W, k, j	Swap bits
X, k	Pauli X
Y, k	Pauli Y
Z, k	Pauli Z

Control prefix C, k modifies the next rotation code so that it is a controlled rotation with k as the control qubit. Use two or more prefixes to specify multiple control qubits. For example, C, k, C, j, X, m is a Toffoli rotation. Fourier rotations Q, k and V, k are applied to qubits 0 through k . (Q and V ignore any control prefix.)

List of `rotate(u, s, k, ...)` error codes:

- 1 Argument u is not a vector or does not have 2^n elements where $n = 1, 2, \dots, 15$.
- 2 Unexpected end of argument list (i.e., missing argument).
- 3 Bit number format error or range error.
- 4 Unknown rotation code.

Example: Verify the following truth table for quantum operator CNOT where qubit 0 is the control and qubit 1 is the target. (Target is inverted when control is set.)

Target	Control	Output
0	0	00
0	1	11
1	0	10
1	1	01

`U(psi) = rotate(psi,C,0,X,1) -- CNOT, control 0, target 1`

```
ket00 = (1,0,0,0)
ket01 = (0,1,0,0)
ket10 = (0,0,1,0)
```

```
ket11 = (0,0,0,1)
```

```
U(ket00) == ket00
```

```
U(ket01) == ket11
```

```
U(ket10) == ket10
```

```
U(ket11) == ket01
```

Here are some useful Eigenmath code snippets for setting up a simulation and computing the result.

1. Initialize $\psi = |0\rangle$.

```
n = 4          -- number of qubits (example)
```

```
N = 2^n       -- number of eigenstates
```

```
psi = zero(N)
```

```
psi[1] = 1
```

2. Compute the probability distribution for state ψ .

```
P = psi conj(psi)
```

Hence

P[1] = probability that $|0\rangle$ will be the result

P[2] = probability that $|1\rangle$ will be the result

P[3] = probability that $|2\rangle$ will be the result

⋮

P[N] = probability that $|N - 1\rangle$ will be the result

3. (Only for macOS) Draw a probability distribution.

```
xrange = (0,N)
```

```
yrange = (0,1)
```

```
draw(P[ceiling(x)],x)
```

4. Compute an expectation value.

```
sum(k,1,N, (k - 1) P[k])
```

5. Make the high order qubit “don’t care.”

```
for(k,1,N/2, P[k] = P[k] + P[k + N/2])
```

Hence for $N = 16$

P[1] = probability that the result will be $|0\rangle$ or $|8\rangle$

P[2] = probability that the result will be $|1\rangle$ or $|9\rangle$

P[3] = probability that the result will be $|2\rangle$ or $|10\rangle$

⋮

P[8] = probability that the result will be $|7\rangle$ or $|15\rangle$

11 Derivative

$d(f, x)$ returns the derivative of f with respect to x .

$d(x^2, x)$

$2x$

Extend the argument list for multiderivatives.

$f = 1 / (x + y)$

$d(f, x, y)$

$\frac{2}{(x + y)^3}$

$d(\sin(x), x, x)$

$-\sin(x)$

Another syntax for n th derivative.

$d(\sin(x), x, 2)$

$-\sin(x)$

The gradient of f is returned for vector x in $d(f, x)$.

$r = \text{sqrt}(x^2 + y^2)$

$d(r, (x, y))$

$\begin{bmatrix} \frac{x}{(x^2 + y^2)^{1/2}} \\ \frac{y}{(x^2 + y^2)^{1/2}} \end{bmatrix}$

The f in $d(f, x)$ can be a vector or higher rank function. Gradient increases rank by one.

$F = (x^2, y^2)$

$X = (x, y)$

$d(F, X)$

$\begin{bmatrix} 2x & 0 \\ 0 & 2y \end{bmatrix}$

12 Template functions

Function f in $d(f, \mathbf{x})$ does not have to be defined, it can be a template function with just a name and an argument list. The argument list determines the result. For example, $d(f(\mathbf{x}), \mathbf{x})$ evaluates to itself because f depends on x . However, $d(f(\mathbf{x}), y)$ evaluates to zero because f does not depend on y .

Example 1. $f(x)$ depends on x .

```
d(f(x), x)
```

```
d(f(x), x)
```

Example 2. $f(x)$ does not depend on y .

```
d(f(x), y)
```

```
0
```

Example 3. $f(x, y)$ depends on both x and y .

```
d(f(x, y), y)
```

```
d(f(x, y), y)
```

Example 4. $f()$ is a wildcard that matches any symbol.

```
d(f(), t)
```

```
d(f(), t)
```

Template functions are useful for working with differential forms. For example, show that

$$\nabla \cdot (\nabla \times \mathbf{F}) = 0$$

```
F = (Fx(), Fy(), Fz())
```

```
div(curl(F))
```

```
0
```

13 Laplacian

The Laplacian ∇^2 is the divergence of the gradient of scalar function f .

$$\nabla^2 f = \nabla \cdot \nabla f = \frac{\partial^2 f}{\partial x^2} + \frac{\partial^2 f}{\partial y^2} + \frac{\partial^2 f}{\partial z^2}$$

`div(grad(f()))`

`d(d(f()), x, x) + d(d(f()), y, y) + d(d(f()), z, z)`

This is the vector Laplacian.

$$\nabla^2 \mathbf{A} = \nabla \cdot \nabla \mathbf{A} - \nabla \times (\nabla \times \mathbf{A}) = \begin{pmatrix} \nabla^2 A_x \\ \nabla^2 A_y \\ \nabla^2 A_z \end{pmatrix} = \frac{\partial^2 \mathbf{A}}{\partial x^2} + \frac{\partial^2 \mathbf{A}}{\partial y^2} + \frac{\partial^2 \mathbf{A}}{\partial z^2}$$

`A = (Ax(), Ay(), Az())`

`div(grad(A)) - curl(curl(A)) == d(A,x,x) + d(A,y,y) + d(A,z,z)`

1

Show that

$$\nabla \cdot \nabla \mathbf{A} = \nabla(\nabla \cdot \mathbf{A})$$

`div(grad(A)) == grad(div(A))`

1

14 Integral

`integral(f,x)` returns the integral of f with respect to x .

```
integral(x^2,x)
```

$$\frac{1}{3}x^3$$

Extend the argument list for multiple integrals.

```
f = x y
integral(f,x,y)
```

$$\frac{1}{4}x^2y^2$$

`defint(f,x,a,b)` computes the definite integral of f with respect to x evaluated from a to b . The argument list can be extended for multiple integrals. The following example computes the integral of $f = x^2$ over the domain of a semicircle. For each x along the abscissa, y ranges from 0 to $\sqrt{1-x^2}$.

```
defint(x^2, y, 0, sqrt(1 - x^2), x, -1, 1)
```

$$\frac{1}{8}\pi$$

Alternatively, `eval` can be used to compute a definite integral step by step.

```
I = integral(x^2,y)
I = eval(I,y,sqrt(1 - x^2)) - eval(I,y,0)
I = integral(I,x)
eval(I,x,1) - eval(I,x,-1)
```

$$\frac{1}{8}\pi$$

Here is a useful trick. Integrals involving sine and cosine can often be solved using exponentials. For example, the definite integral

$$\int_0^{2\pi} (\sin^4 t - 2 \cos^3(t/2) \sin t) dt$$

can be solved as follows.

```
f = sin(t)^4 - 2 cos(t/2)^3 sin(t)
f = circexp(f)
defint(f, t, 0, 2 pi)
```

$$\frac{3}{4}\pi - \frac{16}{5}$$

15 Arc length

Let $g(t)$ be a parametric function that draws a curve in \mathbb{R}^n . The arc length from $g(a)$ to $g(b)$ is given by

$$\int_a^b |g'(t)| dt$$

where $|g'(t)|$ is the length of the tangent vector at $g(t)$.

Example 1. Find the length of the curve $y = x^2$ from $x = 0$ to $x = 1$.

```
g = (t,t^2)
defint(abs(d(g,t)),t,0,1)
```

$$\frac{1}{2} 5^{1/2} - \frac{1}{4} \log(2) + \frac{1}{4} \log(2 \cdot 5^{1/2} + 4)$$

```
float
```

```
1.47894
```

As expected, the result is greater than $\sqrt{2} \approx 1.414$, the length of a straight line from $(0, 0)$ to $(1, 1)$.

The following script does a discrete computation of the arc length by dividing the curve into 100 pieces.

```
g(t) = (t,t^2)
h(k) = abs(g(k/100.0) - g((k-1)/100.0))
sum(k,1,100,h(k))
```

```
1.47894
```

As expected, the discrete result matches the analytic result.

Example 2. Find the length of the curve $y = x^{3/2}$ from the origin to $x = \frac{4}{3}$.

```
g = (t,t^(3/2))
defint(abs(d(g,t)),t,0,4/3)
```

```
 $\frac{56}{27}$ 
```

16 Line integral

There are two kinds of line integrals, one for scalar fields and one for vector fields. The following table shows how both are based on the calculation of arc length.

	Abstract form	Computable form
Arc length	$\int_C ds$	$\int_a^b g'(t) dt$
Line integral, scalar field	$\int_C f ds$	$\int_a^b f(g(t)) g'(t) dt$
Line integral, vector field	$\int_C (F \cdot u) ds$	$\int_a^b F(g(t)) \cdot g'(t) dt$

Note that for the measure ds we have

$$ds = |g'(t)| dt$$

For vector fields, symbol u is the unit tangent vector

$$u = \frac{g'(t)}{|g'(t)|}$$

Note that u cancels with ds as follows.

$$\int_C (F \cdot u) ds = \int_a^b \left(F(g(t)) \cdot \frac{g'(t)}{|g'(t)|} \right) |g'(t)| dt = \int_a^b F(g(t)) \cdot g'(t) dt$$

Example 1. Evaluate $\int_C x ds$ where C is a straight line from $(0,0)$ to $(1,1)$.

```
x = t
y = t
g = (x,y)
defint(x abs(d(g,t)), t, 0, 1)
```

$$\frac{1}{2^{1/2}}$$

Example 2. Evaluate $\int_C x dx$ where C is a straight line from $(0,0)$ to $(1,1)$.

We have $x dx = (F \cdot u) ds$ hence

```

x = t
y = t
g = (x,y)
F = (x,0)
defint(dot(F,d(g,t)), t, 0, 1)

```

$\frac{1}{2}$

The following line integral problems are from *Advanced Calculus, Fifth Edition* by Wilfred Kaplan.

Example 3. Evaluate $\int y^2 dx$ along the straight line from $(0, 0)$ to $(2, 2)$.

The following solution parametrizes x and y so that the endpoint $(2, 2)$ corresponds to $t = 1$.

```

x = 2 t
y = 2 t
g = (x,y)
F = (y^2,0)
defint(dot(F,d(g,t)), t, 0, 1)

```

$\frac{8}{3}$

Example 4. Evaluate $\int z dx + x dy + y dz$ along the path $x = 2t + 1$, $y = t^2$, $z = 1 + t^3$, $0 \leq t \leq 1$.

```

x = 2 t + 1
y = t^2
z = 1 + t^3
g = (x,y,z)
F = (z,x,y)
defint(dot(F,d(g,t)), t, 0, 1)

```

$\frac{163}{30}$

17 Surface area

Let S be a surface parameterized by x and y . That is, let $S = (x, y, z)$ where $z = f(x, y)$. The tangent lines at a point on S form a tiny parallelogram. The area a of the parallelogram is given by the magnitude of the cross product.

$$a = \left| \frac{\partial S}{\partial x} \times \frac{\partial S}{\partial y} \right|$$

By summing over all the parallelograms we obtain the total surface area A . Hence

$$A = \iint dA = \iint a \, dx \, dy$$

The following example computes the surface area of a unit disk parallel to the xy plane.

```
z = 2
S = (x,y,z)
a = abs(cross(d(S,x),d(S,y)))
defint(a,y,-sqrt(1 - x^2),sqrt(1 - x^2),x,-1,1)
```

π

The result is π , the area of a unit circle, which is what we expect. The following example computes the surface area of $z = x^2 + 2y$ over a unit square.

```
z = x^2 + 2y
S = (x,y,z)
a = abs(cross(d(S,x),d(S,y)))
defint(a,x,0,1,y,0,1)
```

$\frac{5}{8} \log(5) + \frac{3}{2}$

The following exercise is from *Multivariable Mathematics* by Williamson and Trotter, p. 598. Find the area of the spiral ramp defined by

$$S = \begin{pmatrix} u \cos v \\ u \sin v \\ v \end{pmatrix}, \quad 0 \leq u \leq 1, \quad 0 \leq v \leq 3\pi$$

```
x = u cos(v)
y = u sin(v)
z = v
S = (x,y,z)
a = circexp(abs(cross(d(S,u),d(S,v))))
defint(a,u,0,1,v,0,3pi)
```

$\frac{3\pi}{2^{1/2}} + \frac{3}{2}\pi \log(2^{1/2} + 1)$

float

10.8177

18 Surface integral

A surface integral is like adding up all the wind on a sail. In other words, we want to compute

$$\iint \mathbf{F} \cdot \mathbf{n} dA$$

where $\mathbf{F} \cdot \mathbf{n}$ is the amount of wind normal to a tiny parallelogram dA . The integral sums over the entire area of the sail. Let S be the surface of the sail parameterized by x and y . (In this model, the z direction points downwind.) By the properties of the cross product we have the following for the unit normal \mathbf{n} and for dA .

$$\mathbf{n} = \frac{\frac{\partial S}{\partial x} \times \frac{\partial S}{\partial y}}{\left| \frac{\partial S}{\partial x} \times \frac{\partial S}{\partial y} \right|} \quad dA = \left| \frac{\partial S}{\partial x} \times \frac{\partial S}{\partial y} \right| dx dy$$

Hence

$$\iint \mathbf{F} \cdot \mathbf{n} dA = \iint \mathbf{F} \cdot \left(\frac{\partial S}{\partial x} \times \frac{\partial S}{\partial y} \right) dx dy$$

The following exercise is from *Advanced Calculus* by Wilfred Kaplan, p. 313. Evaluate the surface integral

$$\iint_S \mathbf{F} \cdot \mathbf{n} d\sigma$$

where $\mathbf{F} = xy^2z\mathbf{i} - 2x^3\mathbf{j} + yz^2\mathbf{k}$, S is the surface $z = 1 - x^2 - y^2$, $x^2 + y^2 \leq 1$ and \mathbf{n} is upper.

Note that the surface intersects the xy plane in a circle. By the right hand rule, crossing x into y yields \mathbf{n} pointing upwards hence

$$\mathbf{n} d\sigma = \left(\frac{\partial S}{\partial x} \times \frac{\partial S}{\partial y} \right) dx dy$$

The following code computes the surface integral. The symbols f and h are used as temporary variables.

```
z = 1 - x^2 - y^2
F = (x y^2 z, -2 x^3, y z^2)
S = (x,y,z)
f = dot(F,cross(d(S,x),d(S,y)))
h = sqrt(1 - x^2)
defint(f, y, -h, h, x, -1, 1)
```

$\frac{1}{48}\pi$

19 Green's theorem

This is Green's theorem.

$$\oint (P dx + Q dy) = \iint \left(\frac{\partial Q}{\partial x} - \frac{\partial P}{\partial y} \right) dx dy$$

In words, a line integral and a surface integral can yield the same result.

Example 1. The following exercise is from *Advanced Calculus* by Wilfred Kaplan, p. 287. Evaluate $\oint (2x^3 - y^3) dx + (x^3 + y^3) dy$ around the circle $x^2 + y^2 = 1$ using Green's theorem.

Use polar coordinates to solve the surface integral.

```
P = 2x^3 - y^3
Q = x^3 + y^3
f = d(Q,x) - d(P,y)
x = r cos(theta)
y = r sin(theta)
defint(f r, r, 0, 1, theta, 0, 2 pi)
```

$$\frac{3}{2}\pi$$

The `defint` integrand is $f r$ because $r dr d\theta = dx dy$.

Now let us try computing the line integral side of Green's theorem and see if we get the same result. We need to use the trick of converting sine and cosine to exponentials so that Eigenmath can find the solution.

```
x = cos(t)
y = sin(t)
P = 2x^3 - y^3
Q = x^3 + y^3
f = P d(x,t) + Q d(y,t)
f = circexp(f)
defint(f, t, 0, 2 pi)
```

$$\frac{3}{2}\pi$$

Example 2. Compute both sides of Green's theorem for $F = (1 - y, x)$ over the disk $x^2 + y^2 \leq 4$.

First compute the line integral along the boundary of the disk. Note that the radius of the disk is 2.

```
-- Line integral
P = 1 - y
Q = x
x = 2 cos(t)
y = 2 sin(t)
defint(P d(x,t) + Q d(y,t), t, 0, 2pi)
```

8π

```
-- Surface integral
x = quote(x) -- clear x
y = quote(y) -- clear y
h = sqrt(4 - x^2)
defint(d(Q,x) - d(P,y), y, -h, h, x, -2, 2)
```

8π

```
-- use polar coordinates
P = 1 - y
Q = x
f = d(Q,x) - d(P,y) -- do before change of coordinates
x = r cos(theta)
y = r sin(theta)
defint(f r, r, 0, 2, theta, 0, 2 pi)
```

8π

```
defint(f r, theta, 0, 2 pi, r, 0, 2) -- integrate over theta first
```

8π

In this case, Eigenmath solved both forms of the polar integral. However, in cases where Eigenmath fails to solve a double integral, try changing the order of integration.

20 Stokes's theorem

Stokes's theorem equates a surface integral of the curl of a function with a line integral of the same function. In rectangular coordinates the equivalence is

$$\iint_S (\text{curl } \mathbf{F}) \cdot \mathbf{n} \, d\sigma = \oint (P \, dx + Q \, dy + R \, dz)$$

where $\mathbf{F} = (P, Q, R)$. For S parametrized by x and y we have

$$\mathbf{n} \, d\sigma = \left(\frac{\partial S}{\partial x} \times \frac{\partial S}{\partial y} \right) dx \, dy$$

For example, let $\mathbf{F} = (y, z, x)$ and let S be the part of the paraboloid $z = 4 - x^2 - y^2$ that is above the xy plane. The perimeter of the paraboloid is the circle $x^2 + y^2 = 2$. The following script computes both the surface and line integrals. Polar coordinates are used for the line integral so that `defint` can succeed.

```
"Surface integral"
z = 4 - x^2 - y^2
F = (y,z,x)
S = (x,y,z)
z = quote(z) -- clear z for use by curl
f = dot(curl(F),cross(d(S,x),d(S,y)))
x = r cos(theta)
y = r sin(theta)
defint(f r, r, 0, 2, theta, 0, 2 pi)
```

```
"Line integral"
x = 2 cos(t)
y = 2 sin(t)
z = 4 - x^2 - y^2
P = y
Q = z
R = x
f = P d(x,t) + Q d(y,t) + R d(z,t)
f = circexp(f)
defint(f, t, 0, 2 pi)
```

This is the result when the script runs. Both the surface integral and the line integral yield the same result.

Surface integral

-4π

Line integral

-4π

21 Feature index

abs(x)

Returns the absolute value or vector length of x .

$X = (x, y, z)$
`abs(X)`

$$(x^2 + y^2 + z^2)^{1/2}$$

adj(m)

Returns the adjunct of matrix m . Adjunct is equal to determinant times inverse.

$A = ((a, b), (c, d))$
`adj(A) == det(A) inv(A)`

1

and(a, b, \dots)

Returns 1 if all arguments are true (nonzero). Returns 0 otherwise.

`and(1=1, 2=2)`

1

arccos(x)

Returns the arc cosine of x .

`arccos(1/2)`

$$\frac{1}{3}\pi$$

arccosh(x)

Returns the arc hyperbolic cosine of x .

arcsin(x)

Returns the arc sine of x .

`arcsin(1/2)`

$$\frac{1}{6}\pi$$

arcsinh(x)

Returns the arc hyperbolic sine of x .

arctan(y, x)

Returns the arc tangent of y over x . If x is omitted then $x = 1$ is used.

```
arctan(1,0)
```

$$\frac{1}{2}\pi$$

arctanh(x)

Returns the arc hyperbolic tangent of x .

arg(z)

Returns the angle of complex z .

```
arg(2 - 3i)
```

```
arctan(-3,2)
```

binding(s)

The result of evaluating a symbol can differ from the symbol's binding. For example, the result may be expanded. The `binding` function returns the actual binding of a symbol.

```
p = quote((x + 1)^2)
```

```
p
```

$$p = x^2 + 2x + 1$$

```
binding(p)
```

$$(x + 1)^2$$

ceiling(x)

Returns the smallest integer greater than or equal to x .

```
ceiling(1/2)
```

```
1
```

check(x)

If x is true (nonzero) then continue, else stop. Expression x can include the relational operators =, ==, <, <=, >, >=. Use the `not` function to test for inequality.

```
A = exp(i pi)
B = -1
check(A == B) -- stop here if A not equal to B
```

choose(n, k)

Returns the binomial coefficient n choose k .

```
choose(52,5) -- number of poker hands

2598960
```

circexp(x)

Returns expression x with circular and hyperbolic functions converted to exponentials.

```
circexp(cos(x) + i sin(x))

exp(ix)
```

clear

Clears all symbol definitions.

clock(z)

Returns complex z in polar form with base of negative 1 instead of e .

```
clock(2 - 3i)

131/2 (-1)arctan(-3,2)/π
```

cofactor(m, i, j)

Returns the cofactor of matrix m for row i and column j .

```
A = ((a,b),(c,d))
cofactor(A,1,2) == adj(A)[2,1]
```

1

conj(z)

Returns the complex conjugate of z .

```
conj(2 - 3i)
```

$2 + 3i$

contract(a, i, j)

Returns tensor a summed over indices i and j . If i and j are omitted then 1 and 2 are used. The expression **contract**(m) computes the trace of matrix m .

```
A = ((a,b),(c,d))
```

```
contract(A)
```

$a + d$

cos(x)

Returns the cosine of x .

```
cos(pi/4)
```

$\frac{1}{2^{1/2}}$

cosh(x)

Returns the hyperbolic cosine of x .

```
circexp(cosh(x))
```

$\frac{1}{2} \exp(-x) + \frac{1}{2} \exp(x)$

cross(u, v)

Returns the cross product of vectors u and v .

curl(v)

Returns the curl of vector v with respect to symbols \mathbf{x} , \mathbf{y} , and \mathbf{z} .

`d(f, x, ...)`

Returns the partial derivative of f with respect to x and any additional arguments.

`d(sin(x), x)`

$\cos(x)$

Multiderivatives are computed by extending the argument list.

`d(sin(x), x, x)`

$-\sin(x)$

A numeric argument n computes the n th derivative with respect to the previous symbol.

`d(sin(x y), x, 2, y, 2)`

$x^2y^2 \sin(xy) - 4xy \cos(xy) - 2 \sin(xy)$

Argument f can be a tensor of any rank. Argument x can be a vector. When x is a vector the result is the gradient of f .

`F = (f(), g(), h())`

`X = (x, y, z)`

`d(F, X)`

$$\begin{bmatrix} d(f(), x) & d(f(), y) & d(f(), z) \\ d(g(), x) & d(g(), y) & d(g(), z) \\ d(h(), x) & d(h(), y) & d(h(), z) \end{bmatrix}$$

Symbol `d` can be used as a variable name. Doing so does not conflict with function `d`.

Symbol `d` can be redefined as a different function. The function `derivative`, a synonym for `d`, can be used to obtain a partial derivative.

`defint(f, x, a, b)`

Returns the definite integral of f with respect to x evaluated from a to b . The argument list can be extended for multiple integrals as shown in the following example.

```
f = (1 + cos(theta)^2) sin(theta)
-- integrate over theta then over phi
defint(f, theta, 0, pi, phi, 0, 2 pi)
```

$\frac{16}{3}\pi$

denominator(x)

Returns the denominator of expression x .

```
denominator(a/b)
```

b

det(m)

Returns the determinant of matrix m .

```
A = ((a,b),(c,d))
```

```
det(A)
```

$ad - bc$

dim(a, n)

Returns the dimension of the n th index of tensor a . Index numbering starts with 1.

```
A = ((1,2),(3,4),(5,6))
```

```
dim(A,1)
```

3

div(v)

Returns the divergence of vector v with respect to symbols x , y , and z .

do(a, b, \dots)

Evaluates each argument from left to right. Returns the result of the final argument.

```
do(A=1,B=2,A+B)
```

3

dot(a, b, \dots)

Returns the dot product of vectors, matrices, and tensors. Also known as the matrix product. Arguments are evaluated from right to left. The following example solves for X in $AX = B$.

```
A = ((1,2),(3,4))
```

```
B = (5,6)
```

```
X = dot(inv(A),B)
```

```
X
```

```

$$\begin{bmatrix} -4 \\ \frac{9}{2} \end{bmatrix}$$

```

eigenvec(*m*)

Returns eigenvectors for matrix *m*. Matrix *m* is required to be numerical, real, and symmetric. The return value is a matrix with each column an eigenvector. Eigenvalues are obtained as shown.

```
A = ((1,2,3),(2,6,4),(3,4,5))
Q = eigenvec(A)
D = dot(transpose(Q),A,Q) -- eigenvalues on the diagonal of D
dot(Q,D,transpose(Q))
```

$$\begin{bmatrix} 1 & 2 & 3 \\ 2 & 6 & 4 \\ 3 & 4 & 5 \end{bmatrix}$$

eval(*f*, *x*, *a*, *y*, *b*, ...)

Returns *f* evaluated with *x* replaced by *a*, *y* replaced by *b*, etc. All arguments can be expressions.

```
f = sqrt(x^2 + y^2)
eval(f,x,3,y,4)
```

5

In the following example, `eval` is used to replace `x` with `cos(theta)`.

```
-- associated legendre of cos theta
P(1,m,x) = test(m < 0, (-1)^m (1 + m)! / (1 - m)! P(1,-m),
              1 / (2^1 1!) sin(theta)^m *
              eval(d((x^2 - 1)^1, x, 1 + m), x, cos(theta)))
```

```
P(2,-1)
```

$$-\frac{1}{2} \cos(\theta) \sin(\theta)$$

exp(*x*)

Returns the exponential of *x*.

```
exp(i pi)
```

-1

expcos(z)

Returns the cosine of z in exponential form.

expcos(z)

$$\frac{1}{2} \exp(iz) + \frac{1}{2} \exp(-iz)$$

expcosh(z)

Returns the hyperbolic cosine of z in exponential form.

expcosh(z)

$$\frac{1}{2} \exp(-z) + \frac{1}{2} \exp(z)$$

expsin(z)

Returns the sine of z in exponential form.

expsin(z)

$$-\frac{1}{2}i \exp(iz) + \frac{1}{2}i \exp(-iz)$$

expsinh(z)

Returns the hyperbolic sine of z in exponential form.

expsinh(z)

$$-\frac{1}{2} \exp(-z) + \frac{1}{2} \exp(z)$$

exptan(z)

Returns the tangent of z in exponential form.

exptan(z)

$$\frac{i}{\exp(2iz) + 1} - \frac{i \exp(2iz)}{\exp(2iz) + 1}$$

exptanh(z)

Returns the hyperbolic tangent of z in exponential form.

exptanh(z)

$$-\frac{1}{\exp(2z) + 1} + \frac{\exp(2z)}{\exp(2z) + 1}$$

factorial(*n*)

Returns the factorial of *n*. The expression `n!` can also be used.

`20!`

2432902008176640000

float(*x*)

Returns expression *x* with rational numbers and integers converted to floating point values. The symbol `pi` and the natural number are also converted.

`float(21217)`

3.52947×10^{39}

floor(*x*)

Returns the largest integer less than or equal to *x*.

`floor(1/2)`

0

for(*i, j, k, a, b, ...*)

For *i* equals *j* through *k* evaluate *a, b*, etc.

`for(k, 1, 3, A=k, print(A))`

`A = 1`

`A = 2`

`A = 3`

Note: The original value of *i* is restored after `for` completes. If symbol `i` is used for index variable *i* then the imaginary unit is overridden in the scope of `for`.

grad(*f*)

Returns the gradient `d(f, (x, y, z))`.

`grad(f())`

$$\begin{bmatrix} d(f(), x) \\ d(f(), y) \\ d(f(), z) \end{bmatrix}$$

hadamard(a, b, \dots)

Returns the Hadamard (element-wise) product.

```
X = (a,b,c)
hadamard(X,X)
```

$$\begin{bmatrix} a^2 \\ b^2 \\ c^2 \end{bmatrix}$$

i

Symbol **i** is initialized to the imaginary unit $\sqrt{-1}$.

```
exp(i pi)
-1
```

Note: It is ok to clear or redefine **i** and use the symbol for something else.

imag(z)

Returns the imaginary part of complex z .

```
imag(2 - 3i)
-3
```

infixform(x)

Converts expression x to a string and returns the result.

```
p = (x + 1)^2
infixform(p)
x^2 + 2 x + 1
```

inner(a, b, \dots)

Returns the inner product of vectors, matrices, and tensors. Also known as the matrix product.

```
A = ((a,b),(c,d))
B = (x,y)
inner(A,B)
```

$$\begin{bmatrix} ax + by \\ cx + dy \end{bmatrix}$$

Note: **inner** and **dot** are the same function.

integral(*f*, *x*)

Returns the integral of *f* with respect to *x*.

```
integral(x^2,x)
```

$$\frac{1}{3}x^3$$

inv(*m*)

Returns the inverse of matrix *m*.

```
A = ((1,2),(3,4))
```

```
inv(A)
```

$$\begin{bmatrix} -2 & 1 \\ \frac{3}{2} & -\frac{1}{2} \end{bmatrix}$$

j

Set `j=sqrt(-1)` to use *j* for the imaginary unit instead of *i*.

```
j = sqrt(-1)
```

```
1/sqrt(-1)
```

$$-j$$

kronecker(*a*, *b*, ...)

Returns the Kronecker product of vectors and matrices.

```
A = ((1,2),(3,4))
```

```
B = ((a,b),(c,d))
```

```
kronecker(A,B)
```

$$\begin{bmatrix} a & b & 2a & 2b \\ c & d & 2c & 2d \\ 3a & 3b & 4a & 4b \\ 3c & 3d & 3c & 4d \end{bmatrix}$$

last

The result of the previous calculation is stored in **last**.

```
212^17
```

```
3529471145760275132301897342055866171392
```

```
last^(1/17)
```

```
212
```

Symbol **last** is an implied argument when a function has no argument list.

```
212^17
```

```
3529471145760275132301897342055866171392
```

```
float
```

```
3.52947 × 1039
```

log(*x*)

Returns the natural logarithm of *x*.

```
log(x^y)
```

```
y log(x)
```

mag(*z*)

Returns the magnitude of complex *z*. Function **mag** treats undefined symbols as real while **abs** does not.

```
mag(x + i y)
```

```
(x2 + y2)1/2
```

minor(*m*, *i*, *j*)

Returns the minor of matrix *m* for row *i* and column *j*.

```
A = ((1,2,3),(4,5,6),(7,8,9))
```

```
minor(A,1,1) == det(minormatrix(A,1,1))
```

```
1
```

minormatrix(m, i, j)

Returns a copy of matrix m with row i and column j removed.

```
A = ((1,2,3),(4,5,6),(7,8,9))  
minormatrix(A,1,1)
```

$$\begin{bmatrix} 5 & 6 \\ 8 & 9 \end{bmatrix}$$

noexpand(x)

Evaluates expression x without expanding products of sums.

```
noexpand((x + 1)^2 / (x + 1))
```

$$x + 1$$

not(x)

Returns 0 if x is true (nonzero). Returns 1 otherwise.

```
not(1=1)
```

$$0$$

nroots(p, x)

Returns the approximate roots of polynomials with real or complex coefficients. Multiple roots are returned as a vector.

```
p = x^5 - 1  
nroots(p,x)
```

$$\begin{bmatrix} 1 \\ -0.809017 + 0.587785 i \\ -0.809017 - 0.587785 i \\ 0.309017 + 0.951057 i \\ 0.309017 - 0.951057 i \end{bmatrix}$$

numerator(x)

Returns the numerator of expression x .

```
numerator(a/b)
```

$$a$$

or(a, b, \dots)

Returns 1 if at least one argument is true (nonzero). Returns 0 otherwise.

`or(1=1,2=2)`

1

outer(a, b, \dots)

Returns the outer product of vectors, matrices, and tensors.

`A = (a,b,c)`

`B = (x,y,z)`

`outer(A,B)`

$$\begin{bmatrix} ax & ay & az \\ bx & by & bz \\ cx & cy & cz \end{bmatrix}$$

pi

Symbol for π .

`exp(i pi)`

-1

polar(z)

Returns complex z in polar form.

`polar(x - i y)`

$(x^2 + y^2)^{1/2} \exp(i \arctan(-y, x))$

power

Use `^` to raise something to a power. Use parentheses for negative powers.

`x^(-2)`

$\frac{1}{x^2}$

print(a, b, \dots)

Evaluate expressions and print the results. Useful for printing from inside a `for` loop.

```
for(j,1,3,print(j))
```

```
j = 1  
j = 2  
j = 3
```

product(i, j, k, f)

For i equals j through k evaluate f . Returns the product of all f .

```
product(j,1,3,x + j)
```

$$x^3 + 6x^2 + 11x + 6$$

The original value of i is restored after `product` completes. If symbol `i` is used for index variable i then the imaginary unit is overridden in the scope of `product`.

product(y)

Returns the product of components of y .

```
y = (1,2,3,4)  
product(y)
```

24

quote(x)

Returns expression x without evaluating it first.

```
quote((x + 1)^2)
```

$$(x + 1)^2$$

rank(a)

Returns the number of indices that tensor a has.

```
A = ((a,b),(c,d))  
rank(A)
```

2

rationalize(x)

Returns expression x with everything over a common denominator.

```
rationalize(1/a + 1/b + 1/2)
```

$$\frac{2a + ab + 2b}{2ab}$$

Note: **rationalize** returns an unexpanded expression. If the result is assigned to a symbol, evaluating the symbol will expand the result. Use **binding** to retrieve the unexpanded expression.

```
f = rationalize(1/a + 1/b + 1/2)
binding(f)
```

$$\frac{2a + ab + 2b}{2ab}$$

real(z)

Returns the real part of complex z .

```
real(2 - 3i)
```

2

rect(z)

Returns complex z in rectangular form.

```
rect(exp(i x))
```

$$\cos(x) + i \sin(x)$$

roots(p, x)

Returns the rational roots of a polynomial. Multiple roots are returned as a vector.

```
p = (x + 1) (x - 2)
roots(p,x)
```

$$\begin{bmatrix} -1 \\ 2 \end{bmatrix}$$

If no roots are found then **nil** is returned. A **nil** result is not printed so the following example uses **infixform** to print **nil** as a string.

```
p = x^2 + 1
infixform(roots(p,x))
```

nil

rotate(u, s, k, \dots)

Rotates vector u and returns the result. Vector u is required to have 2^n elements where n is an integer from 1 to 15. Arguments s, k, \dots are a sequence of rotation codes where s is an upper case letter and k is a qubit number from 0 to $n - 1$. Rotations are evaluated from left to right. See the section on quantum computing for a list of rotation codes.

```
psi = (1,0,0,0)
rotate(psi,H,0)
```

$$\begin{bmatrix} \frac{1}{2^{1/2}} \\ \frac{1}{2^{1/2}} \\ 0 \\ 0 \end{bmatrix}$$

run(x)

Run script x where x evaluates to a filename string. Useful for importing function libraries.

```
run("EVA2.txt")
```

For Eigenmath installed from the Mac App Store, run files need to be put in the directory `~/Library/Containers/eigenmath/Data/`

simplify(x)

Returns expression x in a simpler form.

```
simplify(sin(x)^2 + cos(x)^2)
```

1

sin(x)

Returns the sine of x .

```
sin(pi/4)
```

$$\frac{1}{2^{1/2}}$$

sinh(x)

Returns the hyperbolic sine of x .

```
circexp(sinh(x))
```

$$-\frac{1}{2} \exp(-x) + \frac{1}{2} \exp(x)$$

sqrt(x)

Returns the square root of x .

```
sqrt(10!)
```

$$720 \ 7^{1/2}$$

stop

In a script, it does what it says.

sum(i, j, k, f)

For i equals j through k evaluate f . Returns the sum of all f .

```
sum(j,1,5,x^j)
```

$$x^5 + x^4 + x^3 + x^2 + x$$

The original value of i is restored after **sum** completes. If symbol **i** is used for index variable i then the imaginary unit is overridden in the scope of **sum**.

sum(y)

Returns the sum of components of y .

```
y = (1,2,3,4)
```

```
sum(y)
```

$$10$$

tan(x)

Returns the tangent of x .

```
simplify(tan(x) - sin(x)/cos(x))
```

$$0$$

tanh(x)

Returns the hyperbolic tangent of x .

```
circexp(tanh(x))
```

$$-\frac{1}{\exp(2x) + 1} + \frac{\exp(2x)}{\exp(2x) + 1}$$

test(a, b, c, d, \dots)

If argument a is true (nonzero) then b is returned, else if c is true then d is returned, etc. If the number of arguments is odd then the final argument is returned if all else fails. Expressions can include the relational operators =, ==, <, <=, >, >=. Use the `not` function to test for inequality. (The equality operator == is available for contexts in which = is the assignment operator.)

```
A = 1
B = 1
test(A=B, "yes", "no")
```

yes

trace

Set `trace=1` in a script to print the script as it is evaluated. Useful for debugging.

```
trace = 1
```

Note: The `contract` function is used to obtain the trace of a matrix.

transpose(a, i, j)

Returns the transpose of tensor a with respect to indices i and j . If i and j are omitted then 1 and 2 are used. Hence a matrix can be transposed with a single argument.

```
A = ((a,b),(c,d))
transpose(A)
```

$$\begin{bmatrix} a & c \\ b & d \end{bmatrix}$$

Note: The argument list can be extended for multiple transpose operations. Arguments are evaluated from left to right. For example, `transpose(A,1,2,2,3)` is equivalent to `transpose(transpose(A,1,2),2,3)`

ttty

Set `ttty=1` to show results in string format. Set `ttty=0` to turn off. Can be useful when displayed results exceed window size.

```
ttty = 1  
(x + 1)^2
```

```
x^2 + 2 x + 1
```

unit(*n*)

Returns an n by n identity matrix.

```
unit(3)
```

```
[1 0 0]  
[0 1 0]  
[0 0 1]
```

zero(*i, j, ...*)

Returns a null tensor with dimensions i, j , etc. Useful for creating a tensor and then setting component values.

```
A = zero(3,3)  
for(k,1,3,A[k,k]=k)  
A
```

```
A = [1 0 0]  
     [0 2 0]  
     [0 0 3]
```

22 Tricks

1. Use `==` to test for equality. In effect, `A==B` is equivalent to `simplify(A-B)==0`.
2. In a script, line breaking is allowed where the scanner needs something to complete an expression. For example, the scanner will automatically go to the next line after an operator.
3. Setting `trace=1` in a script causes each line to be printed just before it is evaluated. Useful for debugging.
4. The last result is stored in symbol `last`.
5. Use `contract(A)` to get the mathematical trace of matrix A .
6. Use `binding(s)` to get the unevaluated binding of symbol s .
7. Use `s=quote(s)` to clear symbol s .
8. Use `float(pi)` to get the floating point value of π . Set `pi=float(pi)` to evaluate expressions with a numerical value for π . Set `pi=quote(pi)` to make π symbolic again.
9. Assign strings to unit names so they are printed normally. For example, setting `meter="meter"` causes the symbol `meter` to be printed as `meter` instead of `meter`.
10. Use `expsin` and `expcos` instead of `sin` and `cos`. Trigonometric simplifications occur automatically when exponentials are used.
11. The following exercise¹ demonstrates some `eval` tricks. Let

$$\psi = \frac{\phi_1 + \phi_2}{2} \exp\left(-\frac{iE_1 t}{\hbar}\right) + \frac{\phi_1 - \phi_2}{2} \exp\left(-\frac{iE_2 t}{\hbar}\right)$$

where ϕ_1 and ϕ_2 are orthogonal and

$$\begin{aligned} A\phi_1 &= a_1\phi_1 \\ A\phi_2 &= a_2\phi_2 \end{aligned}$$

Verify that

$$\langle A \rangle = \int \psi^* A \psi dx = \frac{a_1 + a_2}{2} + \frac{a_1 - a_2}{2} \cos\left(\frac{(E_1 - E_2)t}{\hbar}\right)$$

¹See exercise 4-10 of *Quantum Mechanics* by Richard Fitzpatrick.

```

psi = (phi1 + phi2) / 2 exp(-i E1 t / hbar) +
      (phi1 - phi2) / 2 exp(-i E2 t / hbar)

Apsi = eval(psi, phi1, a1 phi1, phi2, a2 phi2) -- eigenvalues

A = conj(psi) Apsi

A = eval(A, phi1^2, 1, phi2^2, 1, phi1 phi2, 0) -- delta function

A == (a1 + a2) / 2 + (a1 - a2) / 2 cos((E1 - E2) t / hbar)

```